
2001 KHSAA





BOYS' SWEET 16®

State Basketball Tournament

March 14-17

Rupp Arena • Lexington



Final Game Stats
Wed., March 14 • Session 2 • Game 2
Male Bulldogs
vs.
Oldham County Colonels

the
GREATEST
SHOW

in

hoops!

KHSAA BASKETBALL - GAME BOX SCORE

MALE BULLDOGS VS. OLDHAM COUNTY COLONELS

DATE: 03/14/2001 TIME: 9:20 PM SITE: KHSAA BOYS' SWEET 16-RUPP
ARENA ATTENDANCE: 14,380

VISITORS: OLDHAM COUNTY COLONELS

##	NAME	P	FG	3 PT	FT	PTS	ORB	DRB	TR	PF	AST	TO	BS	ST	MIN
20	* HANK GARRETT		0/3	0/3	0/0	0	0	0	0	0	0	2	0	0	14:52
21	* DANIEL VIEHMAN		0/4	0/2	0/0	0	1	2	3	2	0	1	0	0	25:18
22	* ERIC JOHNSON		1/10	0/3	2/2	4	0	1	1	5	1	3	0	1	22:49
34	* RYAN HEIMKE		2/3	0/0	0/0	4	1	2	3	1	1	1	0	0	12:29
44	* NATHANIEL JOHNSON		2/7	0/0	0/0	4	3	2	5	1	0	1	0	1	17:24
10	JOEL GASRIGHT		0/0	0/0	0/0	0	0	0	0	0	0	0	0	0	DNP
12	BEN WINTERS		0/2	0/0	0/0	0	0	0	0	0	0	0	0	0	0:24
13	BRAD KOENIG		1/1	0/0	0/0	2	1	0	1	0	0	0	0	0	1:02
14	ALAN COTTON		1/5	1/5	2/2	5	0	0	0	0	0	3	0	1	17:38
23	DONTE SMITH		7/13	0/1	3/4	17	4	5	9	2	1	2	1	3	25:30
30	TRAVIS LIEDTKE		1/6	0/0	2/3	4	2	3	5	3	0	0	0	0	18:02
40	MARCUS SMITH		0/0	0/0	0/0	0	0	1	1	1	0	0	0	1	3:20
45	MATT JACOBSON		0/0	0/0	0/0	0	0	0	0	0	0	0	0	1	0:24
15	JARRIOTT HUDDLESTON		0/0	0/0	0/0	0	0	0	0	0	0	0	0	0	0:24
33	STEVEN ENSOR		0/0	0/0	0/0	0	0	0	0	0	0	0	0	0	0:24
	TEAM						0	0	0						
	TOTALS		15/54	1/14	9/11	40	12	16	28	15	3	13	1	8	160

TOTAL FG	1ST HALF	10/29	34.5%	2ND HALF	5/25	20.0%	GAME	15/54	27.8%
3 PT FG	1ST HALF	0/5	0.00%	2ND HALF	1/9	11.1%	GAME	1/14	7.14%
FREE THROWS	1ST HALF	4/5	80.0%	2ND HALF	5/6	83.3%	GAME	9/11	81.8%

HOME: MALE BULLDOGS

##	NAME	P	FG	3 PT	FT	PTS	ORB	DRB	TR	PF	AST	TO	BS	ST	MIN
11	* JOHNNY MATHIES		1/5	0/0	4/7	6	1	1	2	2	1	1	0	2	23:19
12	* ADAM BURKS		1/4	0/1	0/0	2	0	2	2	0	0	4	0	0	20:57
31	* LARRY O'BANNON		8/12	0/0	2/4	18	2	10	12	3	0	3	0	0	28:49
33	* MIKE BUSH		7/13	1/3	0/1	15	1	5	6	3	1	1	1	1	31:10
54	* LAVAR CARTER		4/8	0/0	0/0	8	3	1	4	0	1	3	2	0	21:42
10	JOHN HAURY		0/0	0/0	0/0	0	0	0	0	1	1	1	0	0	14:14
13	LESLIE POWERS		0/0	0/0	0/0	0	0	0	0	1	1	2	0	0	4:52
14	RONNIE TODD		0/0	0/0	0/0	0	0	0	0	0	0	0	0	0	DNP
21	KEITH CATHEY		0/0	0/0	0/0	0	0	0	0	0	0	0	0	0	0:24
23	STEPHEN MCKINNEY		0/0	0/0	0/0	0	0	0	0	0	0	0	0	0	DNP
30	CASEY SHUMATE		0/0	0/0	0/0	0	0	1	1	0	0	0	0	0	0:24
44	GREG BALLARD		1/2	0/0	3/4	5	1	4	5	2	1	2	0	1	14:09
50	WILLIAM FORD		0/0	0/0	0/0	0	0	0	0	0	0	0	0	0	DNP
40	SCOTT GREEN		0/0	0/0	0/0	0	0	0	0	0	0	0	0	0	DNP
	TEAM						1	2	3						
	TOTALS		22/44	1/4	9/16	54	9	26	35	12	6	17	3	4	160

TOTAL FG	1ST HALF	13/25	52.0%	2ND HALF	9/19	47.4%	GAME	22/44	50.0%
3 PT FG	1ST HALF	0/2	0.00%	2ND HALF	1/2	50.0%	GAME	1/4	25.0%
FREE THROWS	1ST HALF	1/3	33.3%	2ND HALF	8/13	61.5%	GAME	9/16	56.3%

FREE THROW PTS	OLD	MAL	3PT POINTS	OLD	MAL	PTS/POSSESSION	OLD	MAL
	9	9		3	3		0.53	0.73
PTS OFF TURNOVERS	13	14	2ND CHANCE POINTS	13	11	PTS OFF BENCH	28	5
TOTAL REBOUNDS	28	35	TEAM REBOUNDS	0	3	DEAD BALL REB	2	5
OFF REBOUND %	31.6	36.0	DEF REBOUND %	64.0	68.4	TOTAL REBOUND %	44.4	55.6

TECHNICAL FOULS	OLD	NONE
	MAL	NONE
OFFICIALS	ROB ALLEN, BRETT MILES, ANTHONY GRAY	

	QTR 1	QTR 2	QTR 3	QTR 4	OT 1	OT 2	OT 3	OT 4	TOTAL
OLDHAM COUNTY COLONELS	17	7	10	6	0	0	0	0	40
MALE BULLDOGS	13	14	16	11	0	0	0	0	54

KHSAA BASKETBALL - PLAY BY PLAY REPORT - PERIOD: 1 (PG 1)
 MALE BULLDOGS VS. OLDHAM COUNTY COLONELS
 DATE: 03/14/2001 TIME: 9:20 PM SITE: KHSAA BOYS' SWEET 16-RUPP ARENA ATTENDANCE:

##	NAME	ACTION	ACTION	SCORE	CLOCK	DIFF	##	NAME	ACTION	ACTION
11	J MATHIES	START GAME					20	H GARRETT	START GAME	
12	A BURKS	START GAME					21	D VIEHMAN	START GAME	
31	L O'BANNON	START GAME					22	E JOHNSON	START GAME	
33	M BUSH	START GAME					34	R HEIMKE	START GAME	
54	L CARTER	START GAME					44	N JOHNSON	START GAME	
54	L CARTER	JUMP BALL WIN			1	7:58	44	N JOHNSON	JUMP BALL LOSS	
12	A BURKS	FG ATTEMPT			1	7:43	21	D VIEHMAN	DEF REBOUND	
33	M BUSH	DEF REBOUND			1	7:33	22	E JOHNSON	FG ATTEMPT	
					1	7:31	22	E JOHNSON	PERSONAL FOUL	
11	J MATHIES	FT ATTEMPT	BULLDOGS DEADBALL REB		1	7:31				
11	J MATHIES	FT MADE		1-0	1	7:31				
				1-2	1	7:22	-1 (L1)	44	N JOHNSON	FG MADE
54	L CARTER	TURNOVER	(FUMBLE)		1	7:11				
				1-4	1	6:51		20	H GARRETT	3PT ATTEMPT
				3-4	1	6:49	-3	34	R HEIMKE	PUTBACK MADE
33	M BUSH	FG MADE			1	6:30	-1			
11	J MATHIES	PERSONAL FOUL			1	6:14	-2	22	E JOHNSON	FT MADE
				3-5	1	6:14	-2	22	E JOHNSON	FT MADE
11	J MATHIES	LAYUP ATT			1	6:14	-3	34	R HEIMKE	DEF REBOUND
				3-6	1	6:06		20	H GARRETT	TURNOVER
33	M BUSH	DUNK MADE	11 J MATHIES ASSIST	5-6	1	5:53	-1	21	D VIEHMAN	TURNOVER
					1	5:44				(TRAVELING)
31	L O'BANNON	FG ATTEMPT	31 L O'BANNON OFF REB		1	5:28		34	R HEIMKE	DEF REBOUND
31	L O'BANNON	PUTBACK ATT			1	5:26		34	R HEIMKE	FG ATTEMPT
BULLDOGS	DEF REBOUND				1	5:09		20	H GARRETT	LEAVE GAME
					1	5:08		14	A COTTON	ENTER GAME
					1	5:08		23	D SMITH	ENTER GAME
33	M BUSH	TURNOVER			1	4:53				
					1	4:52		23	D SMITH	STEAL
				5-8	1	4:50	-3	23	D SMITH	DUNK MADE
BULLDOGS	20 SEC TIME OUT				1	4:45				
11	J MATHIES	FG ATTEMPT			1	4:31		21	D VIEHMAN	DEF REBOUND
				5-10	1	4:20	-5	22	E JOHNSON	FG MADE
12	A BURKS	FG ATTEMPT			1	4:00		23	D SMITH	DEF REBOUND
31	L O'BANNON	DEF REBOUND			1	3:34		44	N JOHNSON	FG ATTEMPT
31	L O'BANNON	FG MADE			1	3:23	-3			
33	M BUSH	DEF REBOUND			1	3:12		23	D SMITH	FG ATTEMPT
31	L O'BANNON	TURNOVER	(TRAVELING)		1	3:06				
					1	3:06		30	T LIEDTKE	ENTER GAME
44	G BALLARD	ENTER GAME	FOR 54 L CARTER		1	3:06				FOR 21 D VIEHMAN
31	L O'BANNON	DEF REBOUND			1	2:53		30	T LIEDTKE	FG ATTEMPT
					1	2:33		23	D SMITH	PERSONAL FOUL
					1	2:33				
					1	2:33		34	R HEIMKE	ENTER GAME
33	M BUSH	3PT ATTEMPT	44 G BALLARD OFF REB		1	2:28				FOR 44 N JOHNSON
31	L O'BANNON	FG MADE			1	2:14	-1			
				9-10	1	2:05		22	E JOHNSON	3PT ATTEMPT
					1	2:04	-3	30	T LIEDTKE	PUTBACK MADE
44	G BALLARD	PERSONAL FOUL			1	2:04				
13	L POWERS	ENTER GAME	FOR 11 J MATHIES		1	2:04				
					1	2:04		30	T LIEDTKE	FT MADE
12	A BURKS	3PT ATTEMPT			1	1:53		30	T LIEDTKE	DEF REBOUND
					1	1:32	-6	23	D SMITH	LAYUP MADE
31	L O'BANNON	FG MADE			1	1:18	-4			34 R HEIMKE ASSIST
44	G BALLARD	DEF REBOUND			1	0:59		23	D SMITH	3PT ATTEMPT
44	G BALLARD	FG MADE	13 L POWERS ASSIST	13-15	1	0:44	-2			
31	L O'BANNON	PERSONAL FOUL			1	0:26				
					1	0:26		22	E JOHNSON	LEAVE GAME
					1	0:26		20	H GARRETT	ENTER GAME
					1	0:26		21	D VIEHMAN	ENTER GAME
11	J MATHIES	ENTER GAME	FOR 33 M BUSH		1	0:26				FOR 14 A COTTON
					1	0:03	-4	34	R HEIMKE	FG MADE
					1	0:03	-4			23 D SMITH ASSIST

END OF PERIOD SUMMARY BULLDOGS 13 COLONELS 17

LARGEST LEAD: BULLDOGS 9 COLONELS 15 (6 PTS)
 LEAD IN PERIOD: BULLDOGS 9 COLONELS 15 (6 PTS)
 3 FOR 4 OPPO PTS
 2 FOR 2 PTS
 6/14 FOR 42.9 %
 1/2 FOR 50.0 %

TURNOVERS
 2ND CHANCES
 FIELD GOALS
 FREE THROWS

LEAD CHANGES: 1 TIES: 0
 LEAD CHANGES: 1 TIES: 0 (THIS PERIOD)
 2 FOR 2 OPPO PTS
 2 FOR 5 PTS
 7/15 FOR 46.7 %
 3/3 FOR 100 %

KHSAA BASKETBALL - PLAY BY PLAY REPORT - PERIOD: 2 (PG 1)
 MALE BULLDOGS VS. OLDHAM COUNTY COLONELS
 DATE: 03/14/2001 TIME: 9:20 PM SITE: KHSAA BOYS' SWEET 16-RUPP ARENA ATTENDANCE:

##	NAME	ACTION	ACTION	SCORE	CLOCK	DIFF	##	NAME	ACTION	ACTION
					2 8:00		20	H GARRETT	LEAVE GAME	
					2 8:00		21	D VIEHMAN	LEAVE GAME	
					2 8:00		34	R HEIMKE	LEAVE GAME	
					2 8:00		23	D SMITH	LEAVE GAME	
					2 8:00		22	E JOHNSON	ENTER GAME	FOR 30 T LIEDTKE
					2 8:00		44	N JOHNSON	ENTER GAME	
					2 8:00		34	R HEIMKE	ENTER GAME	
					2 8:00		21	D VIEHMAN	ENTER GAME	
					2 8:00		20	H GARRETT	ENTER GAME	
33	M BUSH	ENTER GAME	FOR 13 L POWERS		2 8:00					
44	G BALLARD	DEF REBOUND			2 7:49		22	E JOHNSON	FG ATTEMPT	
					2 7:48		44	N JOHNSON	PERSONAL FOUL	
33	M BUSH	FG ATTEMPT			2 7:32		44	N JOHNSON	DEF REBOUND	
33	M BUSH	DEF REBOUND			2 7:22		22	E JOHNSON	FG ATTEMPT	
					2 7:17		22	E JOHNSON	PERSONAL FOUL	FOR 22 E JOHNSON
					2 7:17		23	D SMITH	ENTER GAME	
					2 7:01		34	R HEIMKE	PERSONAL FOUL	
44	G BALLARD	FG ATTEMPT			2 6:54		23	D SMITH	DEF REBOUND	
44	G BALLARD	PERSONAL FOUL			2 6:53					
54	L CARTER	ENTER GAME	FOR 44 G BALLARD		2 6:53					
					2 6:39		44	N JOHNSON	FG ATTEMPT	23 D SMITH OFF REB
				13-19	2 6:35	-6	23	D SMITH	DUNK MADE	
12	A BURKS	FG MADE	54 L CARTER ASSIST	15-19	2 6:14	-4				
31	L O'BANNON	DEF REBOUND			2 5:58		44	N JOHNSON	FG ATTEMPT	
					2 5:47		34	R HEIMKE	LEAVE GAME	
					2 5:47		22	E JOHNSON	ENTER GAME	FOR 44 N JOHNSON
					2 5:47		30	T LIEDTKE	ENTER GAME	
13	L POWERS	ENTER GAME	FOR 11 J MATHIES		2 5:47					
13	L POWERS	TURNOVER	(BAD PASS)		2 5:30					
					2 5:28		22	E JOHNSON	STEAL	
					2 5:19		22	E JOHNSON	OFFENSIVE FOUL	
					2 5:19		22	E JOHNSON	TURNOVER	
31	L O'BANNON	CHARGE TAKEN			2 5:19					
					2 5:19		34	R HEIMKE	ENTER GAME	FOR 22 E JOHNSON
54	L CARTER	FG MADE		17-19	2 5:04	-2				
33	M BUSH	PERSONAL FOUL			2 4:57					
33	M BUSH	DEF REBOUND			2 4:43		20	H GARRETT	3PT ATTEMPT	
12	A BURKS	TURNOVER	(BAD PASS)		2 4:32					
					2 4:30		23	D SMITH	STEAL	
				17-21	2 4:27	-4	23	D SMITH	DUNK MADE	
					2 4:12					
12	A BURKS	TURNOVER	(BAD PASS)		2 4:01					
31	L O'BANNON	PERSONAL FOUL			2 4:01					
12	A BURKS	LEAVE GAME			2 4:01					
11	J MATHIES	ENTER GAME	FOR 13 L POWERS		2 4:01					
10	J HAURY	ENTER GAME			2 4:01					
					2 4:01		30	T LIEDTKE	FT ATTEMPT	COLONELS DEADBALL REB
				17-22	2 4:01	-5	30	T LIEDTKE	FT MADE	
31	L O'BANNON	FG MADE	10 J HAURY ASSIST	19-22	2 3:48	-3				
					2 3:32		20	H GARRETT	3PT ATTEMPT	21 D VIEHMAN OFF REB
					2 3:23		34	R HEIMKE	TURNOVER	(FUMBLE)
					2 3:23		44	N JOHNSON	ENTER GAME	FOR 34 R HEIMKE
33	M BUSH	FG MADE		21-22	2 3:10	-1				
31	L O'BANNON	DEF REBOUND			2 2:31		23	D SMITH	FG ATTEMPT	
54	L CARTER	FG ATTEMPT	31 L O'BANNON OFF REB		2 2:15					
31	L O'BANNON	PUTBACK MADE		23-22	2 2:12	+1 (L2)				
					2 2:06		23	D SMITH	TURNOVER	
11	J MATHIES	STEAL			2 2:05					
33	M BUSH	FG ATTEMPT			2 2:04		30	T LIEDTKE	DEF REBOUND	
54	L CARTER	BLOCK	33 M BUSH DEF REB		2 1:43		30	T LIEDTKE	FG ATTEMPT	
31	L O'BANNON	FG MADE		25-22	2 1:20	+3				
					2 1:19		21	D VIEHMAN	PERSONAL FOUL	
					2 1:19		14	A COTTON	ENTER GAME	FOR 20 H GARRETT
31	L O'BANNON	FT ATTEMPT			2 1:19		23	D SMITH	DEF REBOUND	
					2 1:10		30	T LIEDTKE	FG ATTEMPT	44 N JOHNSON OFF REB
54	L CARTER	BLOCK			2 1:06		44	N JOHNSON	PUTBACK ATT	30 T LIEDTKE OFF REB
31	L O'BANNON	DEF REBOUND			2 1:04		30	T LIEDTKE	PUTBACK ATT	
33	M BUSH	FG MADE		27-22	2 1:04					
					2 1:04					
13	L POWERS	ENTER GAME	FOR 31 L O'BANNON		2 1:04		14	A COTTON	TURNOVER	(TRAVELING)
					2 1:04					
					2 1:04					
13	L POWERS	OFFENSIVE FOUL			2 1:04		20	H GARRETT	ENTER GAME	FOR 14 A COTTON
13	L POWERS	TURNOVER			2 1:04					
					2 1:04					
					2 0:58		30	T LIEDTKE	CHARGE TAKEN	
					2 0:58		14	A COTTON	ENTER GAME	FOR 20 H GARRETT
					2 0:06		34	R HEIMKE	ENTER GAME	FOR 30 T LIEDTKE
				27-24	2 0:01	+3	23	D SMITH	FG MADE	

END OF PERIOD SUMMARY BULLDOGS 27 COLONELS 24

LARGEST LEAD: BULLDOGS 9 COLONELS 15 (6 PTS)
 LEAD IN PERIOD: BULLDOGS 13 COLONELS 19 (6 PTS)
 4 FOR 5 OPPO PTS
 1 FOR 2 PTS
 7/11 FOR 63.6 %
 0/1 FOR 0.00 %

TURNOVERS
 2ND CHANCES
 FIELD GOALS
 FREE THROWS

LEAD CHANGES: 2 TIES: 0
 LEAD CHANGES: 1 TIES: 0 (THIS PERIOD)
 4 FOR 4 OPPO PTS
 4 FOR 2 PTS
 3/14 FOR 21.4 %
 1/2 FOR 50.0 %

KHSAA BASKETBALL - GAME BOX SCORE
MALE BULLDOGS VS. OLDHAM COUNTY COLONELS

DATE: 03/14/2001 TIME: 9:20 PM SITE: KHSAA BOYS' SWEET 16-RUPP
 ARENA ATTENDANCE: UNKNOWN

VISITORS: OLDHAM COUNTY COLONELS

##	NAME	P	FG	3 Pt	FT	PTS	ORB	DRB	TR	PF	AST	TO	BS	ST	MIN
20	* HANK GARRETT		0/3	0/3	0/0	0	0	0	0	0	0	1	0	0	10:31
21	* DANIEL VIEHMAN		0/0	0/0	0/0	0	1	2	3	1	0	1	0	0	13:20
22	* ERIC JOHNSON		1/5	0/1	2/2	4	0	0	0	3	0	1	0	1	8:45
34	* RYAN HEIMKE		2/3	0/0	0/0	4	1	2	3	1	1	1	0	0	9:40
44	* NATHANIEL JOHNSON		1/5	0/0	0/0	2	1	1	2	1	0	0	0	0	11:03
10	JOEL GASRIGHT		0/0	0/0	0/0	0	0	0	0	0	0	0	0	0	DNP
12	BEN WINTERS		0/0	0/0	0/0	0	0	0	0	0	0	0	0	0	DNP
13	BRAD KOENIG		0/0	0/0	0/0	0	0	0	0	0	0	0	0	0	DNP
14	ALAN COTTON		0/0	0/0	0/0	0	0	0	0	0	0	1	0	0	5:29
23	DONTE SMITH		5/8	0/1	0/0	10	1	3	4	1	1	1	0	2	12:25
30	TRAVIS LIEDTKE		1/5	0/0	2/3	4	2	2	4	0	0	0	0	0	8:47
40	MARCUS SMITH		0/0	0/0	0/0	0	0	0	0	0	0	0	0	0	DNP
45	MATT JACOBSON		0/0	0/0	0/0	0	0	0	0	0	0	0	0	0	DNP
15	JARRIOTT HUDDLESTON		0/0	0/0	0/0	0	0	0	0	0	0	0	0	0	DNP
33	STEVEN ENSOR		0/0	0/0	0/0	0	0	0	0	0	0	0	0	0	DNP
	TEAM						0	0	0						
TOTALS			10/29	0/5	4/5	24	6	10	16	7	2	6	0	3	80

TOTAL FG	1ST HALF	10/29	34.5%	2ND HALF	0/0	0.00%	GAME	10/29	34.5%
3 PT FG	1ST HALF	0/5	0.00%	2ND HALF	0/0	0.00%	GAME	0/5	0.00%
FREE THROWS	1ST HALF	4/5	80.0%	2ND HALF	0/0	0.00%	GAME	4/5	80.0%

HOME: MALE BULLDOGS

##	NAME	P	FG	3 Pt	FT	PTS	ORB	DRB	TR	PF	AST	TO	BS	ST	MIN
11	* JOHNNY MATHIES		0/2	0/0	1/2	1	0	0	0	1	1	0	0	1	12:36
12	* ADAM BURKS		1/4	0/1	0/0	2	0	0	0	0	0	2	0	0	11:59
31	* LARRY O'BANNON		6/8	0/0	0/1	12	2	5	7	2	0	1	0	0	15:22
33	* MIKE BUSH		4/7	0/1	0/0	8	0	5	5	1	0	1	0	0	15:34
54	* LAVAR CARTER		1/2	0/0	0/0	2	0	0	0	0	1	1	2	0	11:47
10	JOHN HAURY		0/0	0/0	0/0	0	0	0	0	0	1	0	0	0	4:01
13	LESLIE POWERS		0/0	0/0	0/0	0	0	0	0	1	1	2	0	0	4:28
14	RONNIE TODD		0/0	0/0	0/0	0	0	0	0	0	0	0	0	0	DNP
21	KEITH CATHEY		0/0	0/0	0/0	0	0	0	0	0	0	0	0	0	DNP
23	STEPHEN MCKINNEY		0/0	0/0	0/0	0	0	0	0	0	0	0	0	0	DNP
30	CASEY SHUMATE		0/0	0/0	0/0	0	0	0	0	0	0	0	0	0	DNP
44	GREG BALLARD		1/2	0/0	0/0	2	1	2	3	2	0	0	0	0	4:13
50	WILLIAM FORD		0/0	0/0	0/0	0	0	0	0	0	0	0	0	0	DNP
40	SCOTT GREEN		0/0	0/0	0/0	0	0	0	0	0	0	0	0	0	DNP
	TEAM						0	1	1						
TOTALS			13/25	0/2	1/3	27	3	13	16	7	4	7	2	1	80

TOTAL FG	1ST HALF	13/25	52.0%	2ND HALF	0/0	0.00%	GAME	13/25	52.0%
3 PT FG	1ST HALF	0/2	0.00%	2ND HALF	0/0	0.00%	GAME	0/2	0.00%
FREE THROWS	1ST HALF	1/3	33.3%	2ND HALF	0/0	0.00%	GAME	1/3	33.3%

FREE THROW PTS	OLD	MAL	3PT POINTS	OLD	MAL	PTS/POSSESSION	OLD	MAL
PTS OFF TURNOVERS	4	1	7	0	0	0.62	0.75	
TOTAL REBOUNDS	16	16	2ND CHANCE POINTS	7	4	PTS OFF BENCH	14	2
OFF REBOUND %	31.6	23.1	TEAM REBOUNDS	0	1	DEAD BALL REB	1	1
DEF REBOUND %	76.9	68.4	TOTAL REBOUND %	50.0	50.0			
TECHNICAL FOULS	OLD	NONE						
	MAL	NONE						
OFFICIALS	ROB ALLEN, BRETT MILES, ANTHONY GRAY							

	QTR 1	QTR 2	QTR 3	QTR 4	OT 1	OT 2	OT 3	OT 4	TOTAL
OLDHAM COUNTY COLONELS	17	7	0	0	0	0	0	0	24
MALE BULLDOGS	13	14	0	0	0	0	0	0	27

KHSAA BASKETBALL - PLAY BY PLAY REPORT - PERIOD: 3 (PG 1)
 MALE BULLDOGS VS. OLDHAM COUNTY COLONELS
 DATE: 03/14/2001 TIME: 9:20 PM SITE: KHSAA BOYS' SWEET 16-RUPP ARENA ATTENDANCE: 14,380

##	NAME	ACTION	ACTION	SCORE	CLOCK	DIFF	##	NAME	ACTION	ACTION
11	J MATHIES	LEAVE GAME			3 8:00					
33	M BUSH	LEAVE GAME			3 8:00					
54	L CARTER	LEAVE GAME			3 8:00					
10	J HAURY	LEAVE GAME			3 8:00					
13	L POWERS	LEAVE GAME			3 8:00					
					3 8:00		21	D VIEHMAN	LEAVE GAME	
					3 8:00		34	R HEIMKE	LEAVE GAME	
					3 8:00		44	N JOHNSON	LEAVE GAME	
					3 8:00		14	A COTTON	LEAVE GAME	
					3 8:00		23	D SMITH	LEAVE GAME	
11	J MATHIES	ENTER GAME			3 8:00					
12	A BURKS	ENTER GAME			3 8:00					
31	L O'BANNON	ENTER GAME			3 8:00					
33	M BUSH	ENTER GAME			3 8:00					
54	L CARTER	ENTER GAME			3 8:00					
					3 8:00		20	H GARRETT	ENTER GAME	
					3 8:00		21	D VIEHMAN	ENTER GAME	
					3 8:00		22	E JOHNSON	ENTER GAME	
					3 8:00		34	R HEIMKE	ENTER GAME	
					3 8:00		44	N JOHNSON	ENTER GAME	
11	J MATHIES	TURNOVER	(FUMBLE)		3 7:52					
BULLDOGS	DEF REBOUND	(DEAD BALL REB)			3 7:38		21	D VIEHMAN	FG ATTEMPT	
54	L CARTER	FG MADE	33 M BUSH ASSIST	29-24	3 7:26	+5				
					3 7:06		22	E JOHNSON	3PT ATTEMPT	44 N JOHNSON OFF REB
					3 7:00	+3	44	N JOHNSON	PUTBACK MADE	
33	M BUSH	FG ATTEMPT	BULLDOGS OFF REB		3 6:42					
					3 6:40		23	D SMITH	ENTER GAME	FOR 34 R HEIMKE
11	J MATHIES	FG ATTEMPT	54 L CARTER OFF REB		3 6:31					
54	L CARTER	TURNOVER	(TRAVELING)		3 6:26					
					3 6:12		44	N JOHNSON	TURNOVER	(BAD PASS)
33	M BUSH	STEAL			3 6:10					
31	L O'BANNON	FG ATTEMPT	54 L CARTER OFF REB		3 6:07					
54	L CARTER	PUTBACK MADE		31-26	3 6:06	+5				
					3 5:59		COLONELS	20 SEC TIME OUT		
					3 5:59		30	T LIEDTKE	ENTER GAME	FOR 44 N JOHNSON
11	J MATHIES	LEAVE GAME			3 5:59					
10	J HAURY	ENTER GAME	FOR 54 L CARTER		3 5:59					
44	G BALLARD	ENTER GAME			3 5:59					
					3 5:47		22	E JOHNSON	TURNOVER	(BAD PASS)
44	G BALLARD	STEAL			3 5:45					
					3 5:37		21	D VIEHMAN	PERSONAL FOUL	
					3 5:37		14	A COTTON	ENTER GAME	FOR 20 H GARRETT
44	G BALLARD	FT MADE		32-26	3 5:37	+6				
44	G BALLARD	FT MADE		33-26	3 5:37	+7				
33	M BUSH	PERSONAL FOUL			3 5:30					
					3 5:23	+5	23	D SMITH	FG MADE	
33	M BUSH	3PT ATTEMPT			3 5:04		22	E JOHNSON	DEF REBOUND	
10	J HAURY	PERSONAL FOUL		33-29	3 4:47	+4	23	D SMITH	FT MADE	
44	G BALLARD	DEF REBOUND			3 4:47		23	D SMITH	FT ATTEMPT	
31	L O'BANNON	FG ATTEMPT	33 M BUSH OFF REB		3 4:38		23	D SMITH	BLOCK	
33	M BUSH	PUTBACK MADE		35-29	3 4:35	+6				
					3 4:20		21	D VIEHMAN	3PT ATTEMPT	23 D SMITH OFF REB
31	L O'BANNON	DEF REBOUND			3 4:18		23	D SMITH	PUTBACK ATT	
31	L O'BANNON	TURNOVER	(FUMBLE)		3 4:05					
31	L O'BANNON	DEF REBOUND			3 3:59		22	E JOHNSON	FG ATTEMPT	
					3 3:40		30	T LIEDTKE	PERSONAL FOUL	
44	G BALLARD	FT ATTEMPT	BULLDOGS DEADBALL REB		3 3:40					
44	G BALLARD	FT MADE		36-29	3 3:40	+7				
					3 3:32	+4	14	A COTTON	3PT MADE	22 E JOHNSON ASSIST
33	M BUSH	3PT MADE	44 G BALLARD ASSIST	39-32	3 3:16	+7				
12	A BURKS	DEF REBOUND			3 3:05		14	A COTTON	3PT ATTEMPT	
54	L CARTER	ENTER GAME	FOR 12 A BURKS		3 2:48					
					3 2:48		44	N JOHNSON	ENTER GAME	FOR 30 T LIEDTKE
44	G BALLARD	TURNOVER	(BAD PASS)		3 2:46					
31	L O'BANNON	PERSONAL FOUL		39-33	3 2:02	+6	44	N JOHNSON	STEAL	
				39-34	3 2:02	+5	23	D SMITH	FT MADE	
54	L CARTER	FG ATTEMPT	54 L CARTER OFF REB		3 1:47		23	D SMITH	FT MADE	
54	L CARTER	PUTBACK MADE		41-34	3 1:46	+7				
54	L CARTER	DEF REBOUND			3 1:24		21	D VIEHMAN	3PT ATTEMPT	
31	L O'BANNON	FG MADE		43-34	3 1:04	+9				
44	G BALLARD	DEF REBOUND			3 0:50		22	E JOHNSON	3PT ATTEMPT	
					3 0:42		21	D VIEHMAN	LEAVE GAME	
					3 0:42		30	T LIEDTKE	ENTER GAME	FOR 44 N JOHNSON
					3 0:42		40	M SMITH	ENTER GAME	
11	J MATHIES	ENTER GAME	FOR 31 L O'BANNON		3 0:42					
54	L CARTER	FG ATTEMPT			3 0:09		40	M SMITH	DEF REBOUND	
					3 0:00		14	A COTTON	3PT ATTEMPT	COLONELS DEADBALL REB

END OF PERIOD SUMMARY BULLDOGS 43 COLONELS 34

LARGEST LEAD: BULLDOGS 43 COLONELS 34 (9 PTS)
 LEAD IN PERIOD: BULLDOGS 43 COLONELS 34 (9 PTS)
 4 FOR 2 OPPO PTS
 5 FOR 6 PTS
 6/13 FOR 46.2 %
 3/4 FOR 75.0 %

TURNOVERS
 2ND CHANCES
 FIELD GOALS
 FREE THROWS

LEAD CHANGES: 2 TIES: 0
 LEAD CHANGES: 0 TIES: 0 (THIS PERIOD)
 2 FOR 4 OPPO PTS
 2 FOR 2 PTS
 3/12 FOR 25.0 %
 3/4 FOR 75.0 %

KHSAA BASKETBALL - PLAY BY PLAY REPORT - PERIOD: 4 (PG 1)
 MALE BULLDOGS VS. OLDHAM COUNTY COLONELS
 DATE: 03/14/2001 TIME: 9:20 PM SITE: KHSAA BOYS' SWEET 16-RUPP ARENA ATTENDANCE: 14,380

##	NAME	ACTION	ACTION	SCORE	CLOCK	DIFF	##	NAME	ACTION	ACTION (BAD PASS)
					4 7:33		14	A COTTON	TURNOVER	
33	M BUSH	FG ATTEMPT			4 6:50		30	T LIEDTKE	DEF REBOUND	
33	M BUSH	PERSONAL FOUL			4 6:33					
31	L O'BANNON	ENTER GAME	FOR 44 G BALLARD		4 6:33					
31	L O'BANNON	DEF REBOUND			4 6:33		21	D VIEHMAN	ENTER GAME	FOR 40 M SMITH
54	L CARTER	FG ATTEMPT			4 6:27		23	D SMITH	FG ATTEMPT	
31	L O'BANNON	DEF REBOUND			4 6:04		23	D SMITH	DEF REBOUND	
31	L O'BANNON	TURNOVER			4 5:49		30	T LIEDTKE	FG ATTEMPT	
					4 5:31					
					4 5:30		23	D SMITH	STEAL	
					4 5:26		21	D VIEHMAN	FG ATTEMPT	23 D SMITH OFF REB
					4 5:16		23	D SMITH	TURNOVER	
11	J MATHIES	STEAL			4 5:15					
33	M BUSH	FG MADE		45-34	4 5:08	+11				
					4 5:08		30	T LIEDTKE	PERSONAL FOUL	
					4 5:08		44	N JOHNSON	ENTER GAME	FOR 30 T LIEDTKE
					4 5:08			COLONELS	TIME OUT	
33	M BUSH	FT ATTEMPT			4 5:08		23	D SMITH	DEF REBOUND	
BULLDOGS	DEF REBOUND				4 4:53		14	A COTTON	3PT ATTEMPT	
					4 4:52		20	H GARRETT	ENTER GAME	FOR 14 A COTTON
11	J MATHIES	FG MADE		47-34	4 4:40	+13				
					4 4:40		22	E JOHNSON	PERSONAL FOUL	
					4 4:40		14	A COTTON	ENTER GAME	FOR 22 E JOHNSON
11	J MATHIES	FT ATTEMPT			4 4:40		44	N JOHNSON	DEF REBOUND	
					4 4:16		23	D SMITH	FG ATTEMPT	44 N JOHNSON OFF REB
11	J MATHIES	DEF REBOUND			4 4:12		44	N JOHNSON	PUTBACK ATT	
					4 4:05		40	M SMITH	ENTER GAME	FOR 23 D SMITH
10	J HAURY	TURNOVER			4 4:02					
11	J MATHIES	PERSONAL FOUL		47-35	4 4:01		14	A COTTON	STEAL	
				47-36	4 4:00	+12	14	A COTTON	FT MADE	
31	L O'BANNON	FG MADE		49-36	4 4:00	+11	14	A COTTON	FT MADE	
					4 3:46	+13				
12	A BURKS	ENTER GAME	FOR 10 J HAURY		4 3:46		40	M SMITH	PERSONAL FOUL	
31	L O'BANNON	FT MADE		50-36	4 3:46	+14				
12	A BURKS	TURNOVER			4 3:46		22	E JOHNSON	ENTER GAME	FOR 14 A COTTON
33	M BUSH	BLOCK	31 L O'BANNON DEF REB		4 3:46					
54	L CARTER	TURNOVER			4 3:36		22	E JOHNSON	TURNOVER	(BAD PASS)
					4 3:24					
44	G BALLARD	ENTER GAME	FOR 54 L CARTER		4 3:18		22	E JOHNSON	LAYUP ATT	
					4 3:00					
44	G BALLARD	TURNOVER	(BAD PASS)		4 2:58		40	M SMITH	STEAL	
12	A BURKS	DEF REBOUND			4 2:54		20	H GARRETT	TURNOVER	
					4 2:54					
					4 2:54		20	H GARRETT	LEAVE GAME	
					4 2:54		14	A COTTON	ENTER GAME	FOR 44 N JOHNSON
					4 2:54		30	T LIEDTKE	ENTER GAME	FOR 30 T LIEDTKE
					4 2:54		23	D SMITH	ENTER GAME	FOR 40 M SMITH
					4 2:54		30	T LIEDTKE	ENTER GAME	
44	G BALLARD	TURNOVER	(BAD PASS)		4 2:41					
12	A BURKS	DEF REBOUND			4 2:34		22	E JOHNSON	FG ATTEMPT	
					4 1:53		30	T LIEDTKE	PERSONAL FOUL	
31	L O'BANNON	FT ATTEMPT	BULLDOGS DEADBALL REB		4 1:53		34	R HEIMKE	ENTER GAME	FOR 21 D VIEHMAN
31	L O'BANNON	FT MADE		51-36	4 1:53	+15				
					4 1:40		14	A COTTON	TURNOVER	
					4 1:02		22	E JOHNSON	PERSONAL FOUL	
11	J MATHIES	FT MADE		52-36	4 1:02	+16	13	B KOENIG	ENTER GAME	FOR 22 E JOHNSON
11	J MATHIES	FT MADE		53-36	4 1:02	+17				
					4 0:44		14	A COTTON	3PT ATTEMPT	23 D SMITH OFF REB
					4 0:42	+15	23	D SMITH	PUTBACK MADE	
11	J MATHIES	FG ATTEMPT	11 J MATHIES OFF REB		4 0:26					
					4 0:24		23	D SMITH	PERSONAL FOUL	
31	L O'BANNON	LEAVE GAME			4 0:24					
33	M BUSH	LEAVE GAME			4 0:24		34	R HEIMKE	LEAVE GAME	
13	L POWERS	ENTER GAME	FOR 44 G BALLARD		4 0:24		23	D SMITH	LEAVE GAME	
21	K CATHEY	ENTER GAME			4 0:24		12	B WINTERS	ENTER GAME	FOR 30 T LIEDTKE
30	C SHUMATE	ENTER GAME			4 0:24		45	M JACOBSON	ENTER GAME	
					4 0:24		33	S ENSOR	ENTER GAME	
					4 0:24					
11	J MATHIES	FT ATTEMPT	BULLDOGS DEADBALL REB		4 0:24					
11	J MATHIES	FT MADE		54-38	4 0:24	+16	15	J HUDDLESTON	ENTER GAME	FOR 14 A COTTON
					4 0:18		12	B WINTERS	FG ATTEMPT	13 B KOENIG OFF REB
					4 0:16	+14	13	B KOENIG	PUTBACK MADE	
12	A BURKS	TURNOVER	(BAD PASS)		4 0:11					
					4 0:08		45	M JACOBSON	STEAL	
30	C SHUMATE	DEF REBOUND			4 0:04		12	B WINTERS	FG ATTEMPT	

END OF PERIOD SUMMARY BULLDOGS 54 COLONELS 40

LARGEST LEAD: BULLDOGS 53 COLONELS 36 (17 PTS)
 LEAD IN PERIOD: BULLDOGS 53 COLONELS 36 (17 PTS)
 6 FOR 2 OPPO PTS

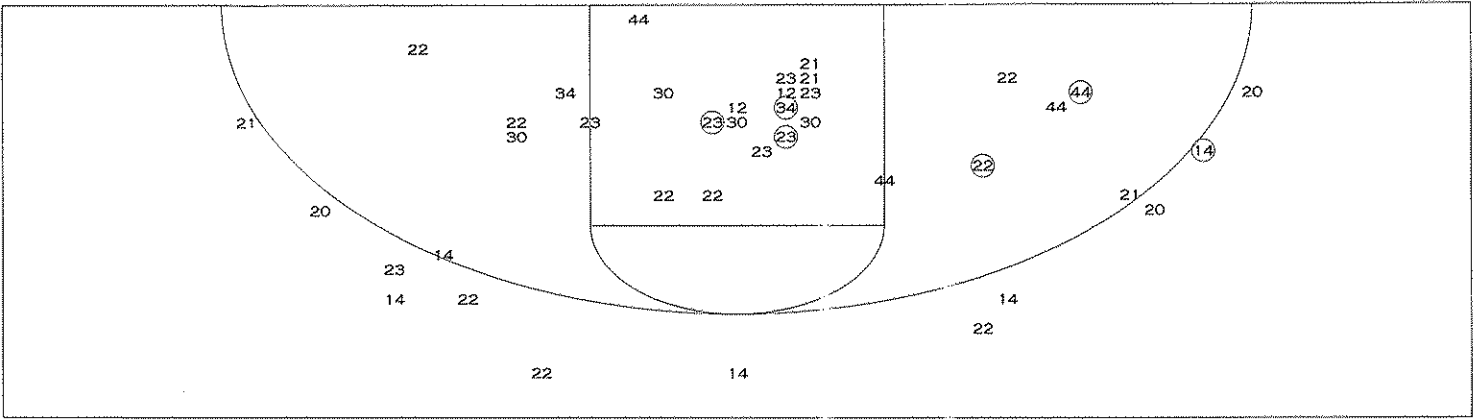
TURNOVERS

LEAD CHANGES: 2 TIES: 0
 LEAD CHANGES: 0 TIES: 0 (THIS PERIOD)
 5 FOR 4 OPPO PTS

KHSAA BASKETBALL - PLAY BY PLAY REPORT - PERIOD: 4 (PG 2)
 MALE BULLDOGS VS. OLDHAM COUNTY COLONELS
 DATE: 03/14/2001 TIME: 9:20 PM SITE: KHSAA BOYS' SWEET 16-RUPP ARENA ATTENDANCE: 14,380

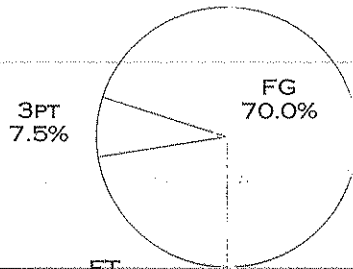
## NAME	ACTION	ACTION	SCORE	CLOCK	DIFF	## NAME	ACTION	ACTION
	1 FOR 1 PTS			2ND CHANCES			4 FOR 4 PTS	
	3/6 FOR 50.0 %			FIELD GOALS			2/13 FOR 15.4 %	
	5/9 FOR 55.6 %			FREE THROWS			2/2 FOR 100 %	

KHSAA BASKETBALL - TEAM SHOT CHART FOR THE COLONELS
 MALE BULLDOGS VS. OLDHAM COUNTY COLONELS
 DATE: 03/14/2001 TIME: 9:20 PM SITE: KHSAA BOYS' SWEET 16-RUPP ARENA

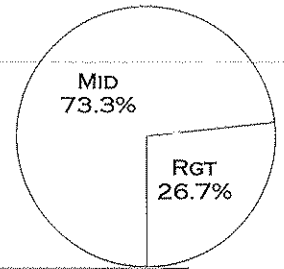


SHOT SUMMARY	M/A	%	PTS
3Pt FG	1/14	7.1%	3
2Pt FG	14/40	35.0%	28
LAYUPS - L	0/1	0.0%	0
LAYUPS - R	1/1	100.0%	2
DUNKS	3/3	100.0%	6
PUTBACKS	5/9	55.6%	10
OVERALL SHOOTING	15/54	27.8%	31
FREE THROWS	9/11	81.8%	9
TOTAL POINTS			40

SCORING DISTRIBUTION




SCORING LOCATIONS

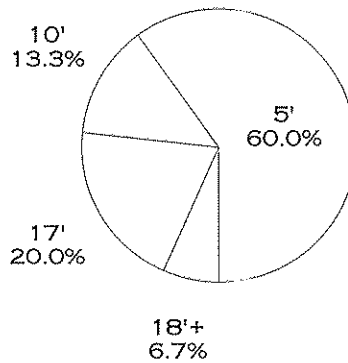


BY PERIOD	FG	FGA	FG%	3PT	3PA	3P%	FT	FTA	FT%	PTS	ORB	DRB	TR	PF	AST	TO	BS	ST	P/S
1ST PERIOD	7	15	46.7	0	3	0.00	3	3	100	17	2	6	8	2	2	2	0	1	1.06
2ND PERIOD	3	14	21.4	0	2	0.00	1	2	50.0	7	4	4	8	5	0	4	0	2	0.47
3RD PERIOD	3	12	25.0	1	7	14.3	3	4	75.0	10	2	2	4	2	1	2	1	1	0.71
4TH PERIOD	2	13	15.4	0	2	0.00	2	2	100	6	4	4	8	6	0	5	0	4	0.43
GAME	15	54	27.8	1	14	7.1	9	11	81.8	40	12	16	28	15	3	13	1	8	0.68

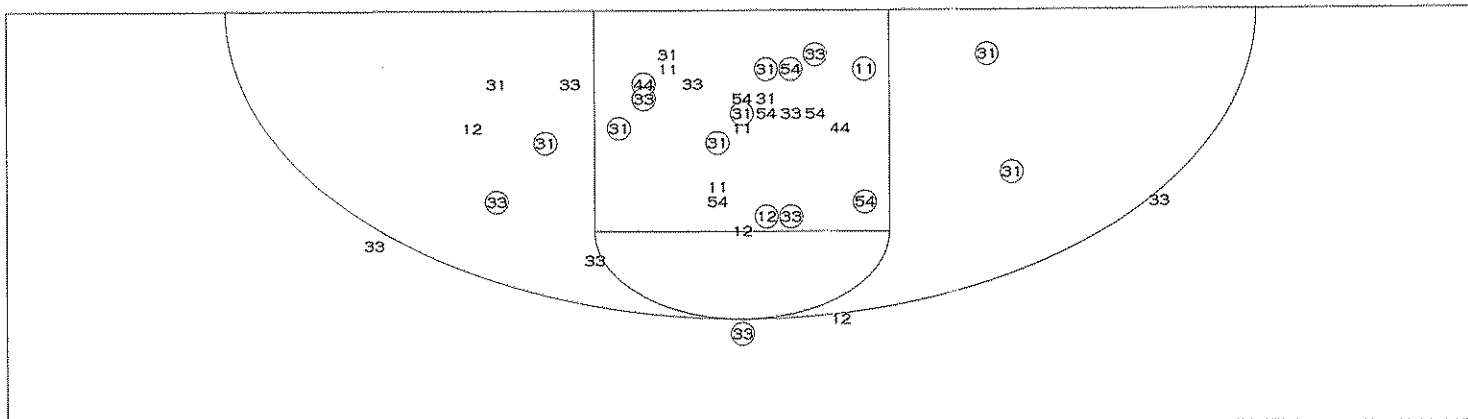
SCORING BREAKDOWN



SCORING RANGE

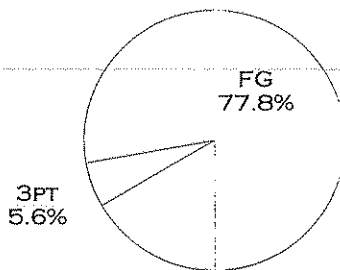


KHSAA BASKETBALL - TEAM SHOT CHART FOR THE BULLDOGS
 MALE BULLDOGS VS. OLDHAM COUNTY COLONELS
 DATE: 03/14/2001 TIME: 9:20 PM SITE: KHSAA BOYS' SWEET 16-RUPP ARENA

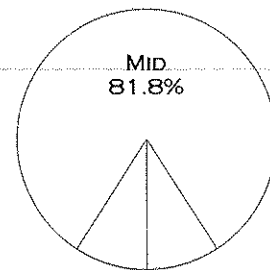


SHOT SUMMARY	M/A	%	PTS
3PT FG	1/4	25.0%	3
2PT FG	21/40	52.5%	42
LAYUPS - L	0/1	0.0%	0
LAYUPS - R	0/0	0.0%	0
DUNKS	1/1	100.0%	2
PUTBACKS	4/5	80.0%	8
OVERALL SHOOTING	22/44	50.0%	45
FREE THROWS	9/16	56.3%	9
TOTAL POINTS			54

SCORING DISTRIBUTION




SCORING LOCATIONS



BY PERIOD	FG	FGA	FG%	3PT	3PA	3P%	FT	FTA	FT%	PTS	ORB	DRB	TR	PF	AST	TO	BS	ST	P/S	RGT
1ST PERIOD	6	14	42.9	0	2	0.00	1	2	50.0	13	2	6	8	3	2	3	0	0	0.57	
2ND PERIOD	7	11	63.6	0	0	0.00	0	1	0.00	14	1	7	8	4	2	4	2	1	1.27	9.1%
3RD PERIOD	6	13	46.2	1	2	50.0	3	4	75.0	16	5	6	11	3	2	4	0	2	1.07	
4TH PERIOD	3	6	50.0	0	0	0.00	5	9	55.6	11	1	7	8	2	0	6	1	1	1.10	
GAME	22	44	50.0	1	4	25.0	9	16	56.3	54	9	26	35	12	6	17	3	4	1.04	

SCORING BREAKDOWN



SCORING RANGE

